



## Texas Crop Progress and Condition

Southern Plains Regional Field Office  
Post Office Box 70 Austin, Texas 78767  
(800) 626-3142 · FAX (855) 270-2725 · [www.nass.usda.gov/tx](http://www.nass.usda.gov/tx)

Issue: TX-CW3524

Weekly Summary for September 9 - September 15

Released: September 16, 2024

Parts of the state experienced hot and dry weather conditions, while milder weather conditions persisted in other areas. Rainfall ranged from trace amounts up to 6 inches, with North East Texas and the Lower Valley receiving the most rain. Drought conditions ranged from none to exceptional drought with areas in the Trans-Pecos and parts of the Northern Low Plains being the driest. There was an average of 5.8 days suitable for fieldwork.

**Small Grains:** Some producers in some parts of the state were preparing to plant winter wheat for grazing and production. Other producers were waiting for additional moisture to begin planting. In the Blacklands, some producers were planting oats. Winter wheat reached 15 percent, up 8 points from the previous week, and up 2 points from normal.

**Row Crops:** Row crop progress continued across the state. In the Northern High Plains and the Blacklands, producers were harvesting corn and sorghum. Corn mature reached 97 percent, up 4 points from the previous week, and up 19 points from normal. Corn harvested reached 80 percent, up 5 points from the previous, and up 15 points from normal. Sorghum mature reached 90 percent, up 5 points from the previous week and from normal. Sorghum harvested reached 81 percent, up 4 points from the previous week, and up 5 points from normal. In the Northern High Plains, the Southern High Plains, and the Edwards Plateau, cotton bolls were opening. In the Edwards Plateau some bolls were falling off due to heavy rainfall and heat. Cotton bolls opening reached 47 percent, up 7 points from the previous week, but unchanged from normal. Cotton harvested reached 22 percent, up 4 points from the previous week, and up 5 points from normal. In the Upper Coast, rice harvest was delayed due to rain. Rice harvest reached 93 percent, up 4 points from the previous week, and up 2 points from normal. Peanuts mature reached 30 percent, up 9 points from the previous week, and up 8 points from normal. In the Blacklands, soybeans were being harvested for forage. Soybeans dropping leaves reached 71 percent, up 10 points from the previous week, but unchanged from normal. Soybeans harvested reach 20 percent, up 11 points from the previous week, but down 14 points from normal. Sunflowers harvested reached 75 percent, up 7 points from the previous week, and up 13 points from normal.

**Fruit, Vegetable, and Specialty Crops:** In the Cross Timbers, the Edwards Plateau, and the Trans-Pecos, pecan trees were progressing. In the Trans-Pecos, cantaloupe and watermelon harvest was winding down. In the Lower Valley, citrus trees were progressing, and producers were planting cool season vegetables.

**Range and Pasture:** In the Cross Timbers, the Edwards Plateau, and South Texas, pastures were greening up and improving due to recent rain. In the Blacklands and North East Texas, Bermuda stem maggots were reported in some hay. Some producers in the Coastal Bend, South Central Texas, and North East Texas, were building up hay inventory for winter grazing. In some parts of the state, livestock were grazing due to improved field conditions. Pasture and range conditions were rated at 63 percent, fair to poor.

**Crop Progress by Percent  
For Week Ending September 15, 2024**

Stage	Percentage of Acreage			
	Current Week	Previous Week	Previous Year	5 Year Average
<b>Corn</b>				
Mature	97	93	79	78
Harvested	80	75	66	65
<b>Upland Cotton</b>				
Bolls Opening	47	40	49	47
Harvested	22	18	20	17
<b>Peanuts</b>				
Mature	30	21	24	22
<b>Rice</b>				
Harvested	93	89	89	91
<b>Sorghum</b>				
Mature	90	85	84	85
Harvested	81	77	74	76
<b>Soybeans</b>				
Dropping Leaves	71	61	72	71
Harvested	20	9	22	34
<b>Sunflowers</b>				
Harvested	75	68	62	62
<b>Winter Wheat</b>				
Planted	15	7	13	13

**Crop Condition by Percent  
For Week Ending September 15, 2024**

Crop	Percent of Acreage					Index <sup>1</sup>	
	Excellent	Good	Fair	Poor	Very Poor	2024	2023
Corn	8	33	28	22	9	61	67
Upland Cotton	3	25	36	21	15	53	34
Peanuts	8	52	39	1	0	79	54
Rice	5	49	30	14	2	71	80
Sorghum	12	35	31	16	6	68	62
Soybeans	2	25	50	16	7	59	60
Range and Pasture	3	16	33	30	18	46	28

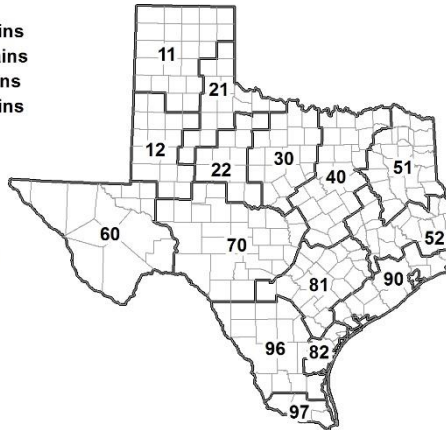
<sup>1</sup> The formula for the condition index  $(110E + 90G + 60F + 25P + 5V)/100$  where I = crop condition index and E, G, F, P, V = percentage of crop rated very poor, poor, fair, good, excellent.

**Soil Moisture and Days Suitable by District  
For Week Ending September 15, 2024**

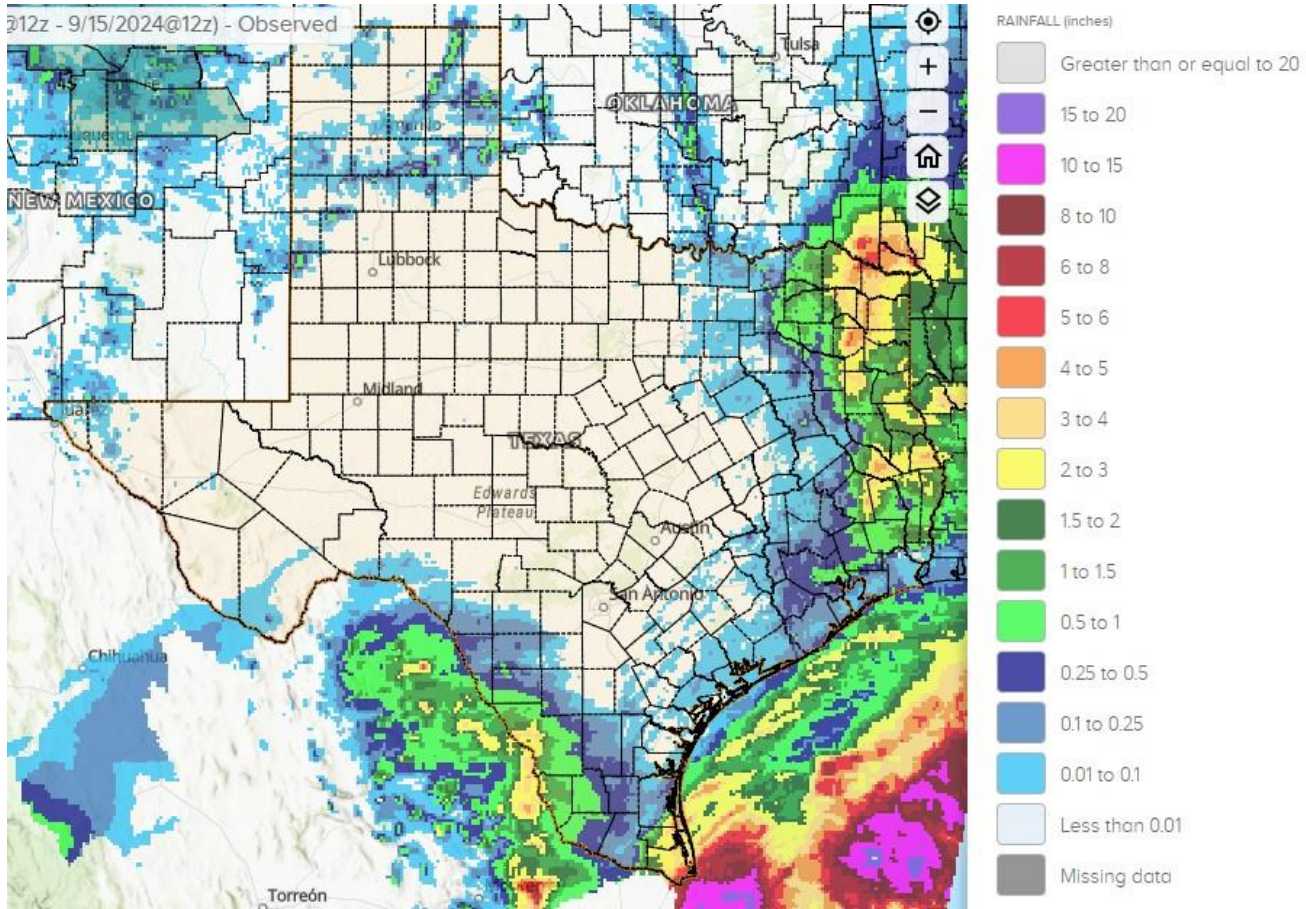
District	Subsoil Moisture Condition by District				Topsoil Moisture Condition by District				Days Suitable for Fieldwork
	Percentage of Acreage				Percentage of Acreage				
	Very Short	Short	Adequate	Surplus	Very Short	Short	Adequate	Surplus	
11	15	65	20	0	25	55	20	0	5.6
12	10	52	38	0	0	26	74	0	5.1
21	30	59	11	0	48	41	11	0	6.1
22	9	41	50	0	5	41	52	2	6.4
30	9	28	58	5	9	21	69	1	5.7
40	36	40	24	0	43	38	19	0	6.1
51	3	35	58	4	3	32	60	5	5.8
52	3	43	51	3	4	50	44	2	6.1
60	8	13	74	5	8	13	74	5	6.3
70	9	35	55	1	6	31	60	3	5.8
81	3	50	47	0	9	55	35	1	6.8
82	0	27	73	0	0	41	59	0	5.9
90	5	13	47	35	8	18	63	11	6.1
96	9	41	48	2	3	43	53	1	6.1
97	1	13	73	13	1	36	51	12	4.8
State	14	45	38	3	16	38	44	2	5.8

**Texas Agricultural Districts**

- 11 Northern High Plains
- 12 Southern High Plains
- 21 Northern Low Plains
- 22 Southern Low Plains
- 30 Cross Timbers
- 40 Blacklands
- 51 North East
- 52 South East
- 60 Trans-Pecos
- 70 Edwards Plateau
- 81 South Central
- 82 Coastal Bend
- 90 Upper Coast
- 96 South
- 97 Lower Valley

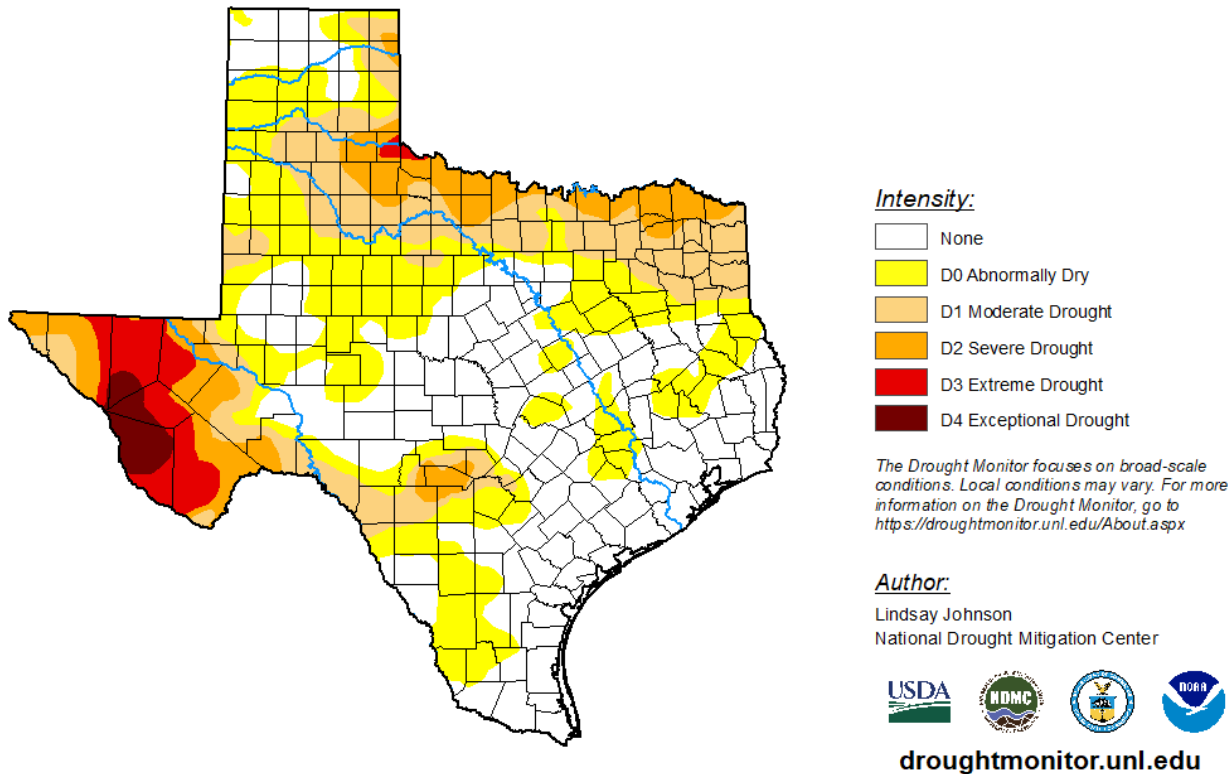


## Seven Day Observed Regional Precipitation, September 15, 2024



Source: National Weather Service, [www.nws.noaa.gov](http://www.nws.noaa.gov)

## Drought Monitor, Map Released: September 12, 2024



Source: National Drought Mitigation Center, a partnership with USDA, U.S. Department of Commerce/NOAA, <http://droughtmonitor.unl.edu>